



PORTONCINI DI SICUREZZA



CLASSE 3 di antieffrazione UNI-EN 1627
Anti Burglary

TRASMITTANZA TERMICA - 1,3 W/(m².K)

Thermic conduction

ABBATTIMENTO ACUSTICO - 34 dB

Acoustic performance

STRUTTURA COMPOSTA DA 1 FOGLIO
+ 5 OMEGA DI RINFORZO TUTTO IN LAMIERA ZINCATA
Galvanized steel frame made by 1 sheet metal +
5 reinforcements galvanized steel

SPIONCINO
GRANDANGOLARE
Spyhole



CHIAVISTELLO SUPERIORE IN
ACCIAIO DIAM. 18 mm
Steel Top bolt 18 mm thickness

N°6 ROSTRI FISSI
SUL LATO CERNIERE
IN ACCIAIO
6 Fixed Steel bolts
hinges side

TELAIO IN LAMIERA
PREFILMATA CON PVC (bianco o nero)
Sheet metal inner frame PVC coated
(white or black)

CARENATURA PERIMETRALE IN LAMIERA
PREFILMATA CON PVC (bianco o nero)
Sheet metal Perimetral profile PVC coated
(white or black)




CERNIERA A VISTA
REGISTRABILE SU 2
ASSI
2 axis External
adjustable hinges



GRUPPO SERRATURA
Lock group

POZZETTI IN PVC SIA SUL
LATO SERRATURA CHE
SUL LATO CERNIERA
PVC pit lock side and
hinges side



INCONTROSCROCCO AUTOREGISTRANTE
Self Registering latch




PARASPIFFERI
INFERIORE
REGISTRABILE +
SPUGNA
POLIURETANICA
PER
L'ABBATTIMENTO
ACUSTICO
Bottom Movable Sill
+ polyurethane
material for
acoustic insulation

RIVESTIMENTO
INTERNO ED
ESTERNO LISCIO
SP. 6 mm
Finishing flat
internal and
external panel 6
mm thickness

PANNELLO IN
POLISTIRENE ALTA
DENSITÀ INTERNO
High density
Polystyrene
internal panel

PANNELLO IN
POLISTIRENE ALTA
DENSITÀ INTERNO
ED ESTERNO
High density
Polystyrene internal and
external panel



CHIAVISTELLO INFERIORE
IN ACCIAIO DIAMETRO 18 mm
Steel bottom bolt 18 mm thickness

VERSIONI

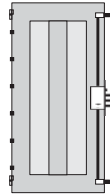
Versions

PS/6321-DMR



DOPPIA MAPPA RICIFRABILE
(CAMBIO FACILE CISA)
Recordable Double bit

Chiavi: 3
Keys: 3

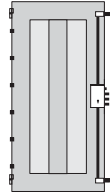


PS/6321-CR



CILINDRO EUROPEO
European Cylinder profile

Chiavi: 5 +1
Keys: 5 +1

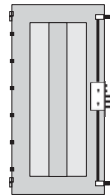


PS/6321-CRS



CILINDRO EUROPEO
+ CILINDRO DI SERVIZIO
European Cylinder profile+
Service cylinder

Chiavi: 5+3 +1
Keys: 5+3 +1



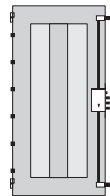
PS/6321-CCR



DOPPIO CILINDRO EUROPEO
CON BLOCCO

Double European Cylinder
profile with security lock

Chiavi: 5+5 +1
Keys: 5+5 +1



MISURE STANDARD (Luce Porta)

Standard Measures (net dimension)

Larghezza / Width: cm 80 - 85 - 90 Altezza / Height : cm 210

FUORI MISURA REALIZZABILI

Possible out of standard

Larghezza / Width: da
cm 50 a cm 110 from
50 cm to 110 cm

Altezza / Height:
da cm 180 a cm 250 from
180 cm to 250 cm

PANNELLI DI SERIE (spessore 6 mm)

Standard door facing panel (6 mm thickness)

Liscio - tipo Noce/A
Laminato Liscio
RAL 9010

Flat - Walnut type/A
Laminated (melamine coating)
RAL 9010 (matt finishing)

OPTIONAL

Incontro elettrico
Soglia Ulisse
Kit abbattimento acustico 40 dB
Kit abbattimento acustico 42 dB
Visore digitale

Electric Striker
Ulisse treshold
Sound insulation Set 40 dB
Sound insulation Set 42 dB
Digital viewer



MANIGLIERIA DI SERIE

Standard Handles

ALLUMINIO BRONZATO
Bronze aluminium



ARGENTO
Silver



OTTONE
Brass



MANIGLIERIA OPTIONAL

Optional handles

CROMO SAT.
Matt chrome



CROMO SAT.
Matt chrome



CROMO LUCIDO
Bright chrome



MANIGLIONI
Fixed handle



46 cm 116 cm

FENIX

Pannelli impiallacciati Spessore 6 mm



Flat chipboard panels 6 mm thickness

Tranciato a venatura verticale
Vertical grain veneer




TIPO NOCE - A
WALNUT - A



NOCE BIONDO - C*
LIGHT WALNUT - C*




NOCE NAZ. - E*
ITALIAN WALNUT - E*



LACCATO BIANCO - H
WHITE GLOSS - H




ROVERE SBIANCATO - R
LIGHT OAK TYPE - R



NOCE CANALETTO - T
CANALETTO WALNUT - T

* disponibile con tranciato venato ortogonale
* available with horizontal/vertical veneer


Tranciato a venatura orizzontale (finitura opaca o brillante)
Horizontal grain veneer (matt or glossy finishing)




NOCE CANALETTO - T
CANALETTO WALNUT - T



ROVERE SBIANCATO - R
LIGHT OAK TYPE - R




TIPO WENGE' - R
WENGE' TYPE - W



ROVERE GRIGIO - Y (solo finitura opaca)
GREY OAK TYPE - Y (only glossy finishing)

Tranciato spazzolato a venatura orizzontale
Horizontal grain brushed veneer



Spazzolato Naturale S3 Spazzolato Cotto S4 Spazzolato Fumè S5 Spazzolato Laccato SH

Tranciato spazzolato a venatura ortogonale
Orthogonal grain brushed veneer



Spazzolato Naturale S3 Spazzolato Cotto S4 Spazzolato Fumè S5 Spazzolato Laccato SH

Pannelli laminatini Spessore 6 mm




Laminated wood panels 6 mm thickness



WENGE' LD55
WENGE' LD55



ROVERE SBIANCATO LG24
LIGHT OAK LG24



BIANCO OPACO B011
MATT WHITE B011



PALISSANDRO SCURO LK55-S
ROSEWOOD TYPE LK55-S



PALISSANDRO CHIARO LM96-S
LIGHT ROSEWOOD LM96-S

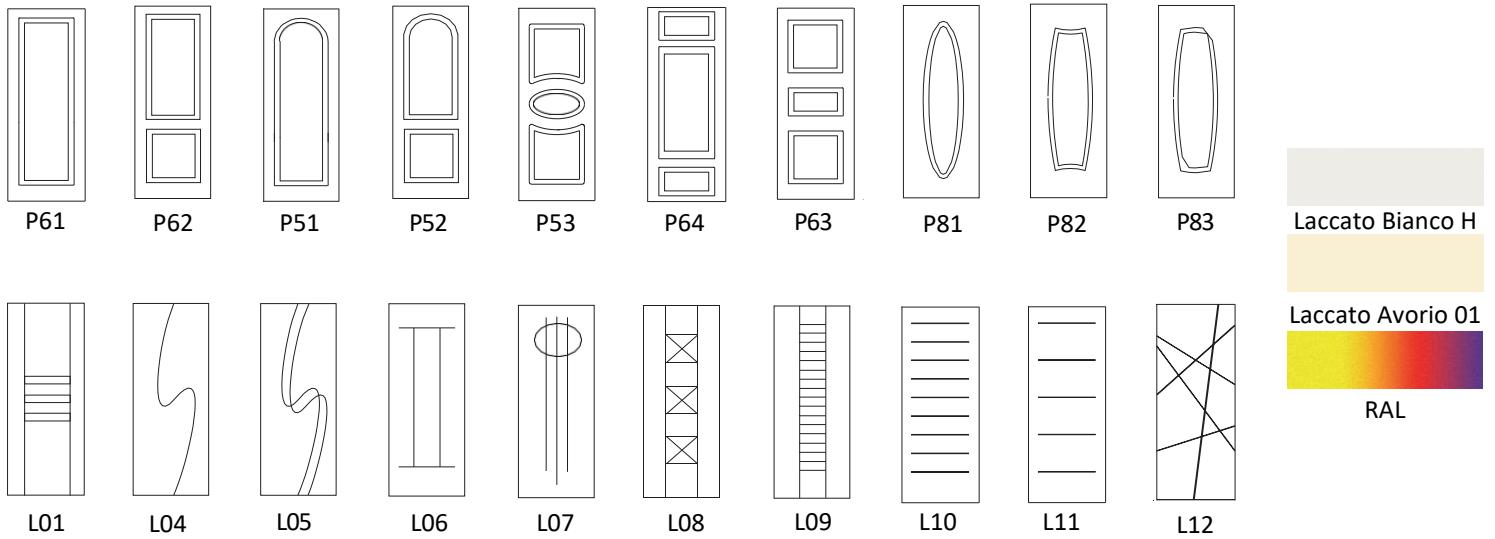


BIANCO B073-S
WHITE B073-S

Pannelli pantografati Spessore 12 mm



Pantographed wood panels 12 mm thickness



P52



P62



P53



P51



Crema su crema antico 22
Cream with antique cream 22



Verde su crema antico 23
Green with antique cream 23



Verde antico 24
Antique green 24




Rosso antico 25
Antique red 25



con filo oro 32
with gold stripe 32



con filo oro 33
with gold stripe 33



con filo oro 35
with gold stripe 35



con filo oro 35
with gold stripe 35

RENO

Pannelli pantografati rivestiti con Renolit spessore 12 mm

Pantographed panels coated by Renolit 12 mm thickness



MOD. 138



MOD. 012



MOD. 05-070



MOD. 035



MOD. 016



MOD. 057



MOD. 076



MOD. 085



MOD. 090



MOD. 091



MOD. 097



MOD. 105



MOD. 183



MOD. 185



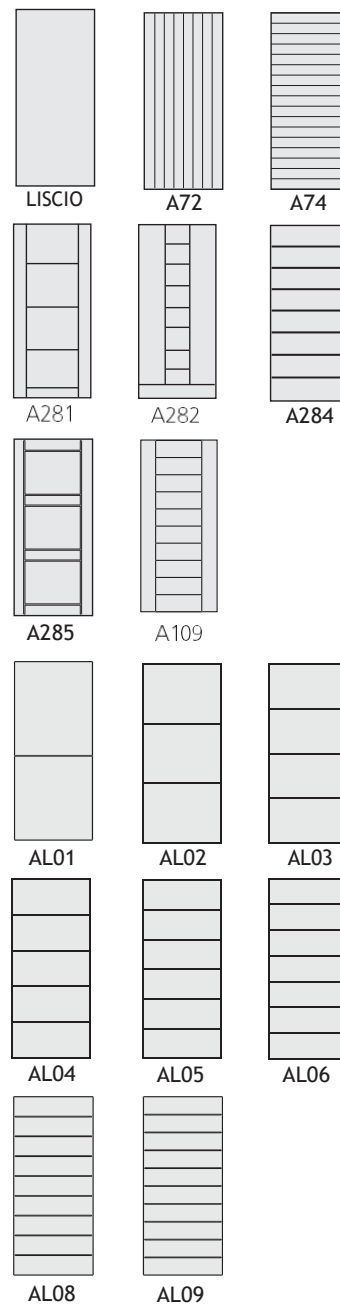
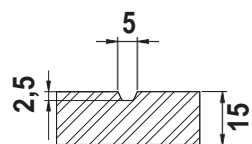

MOD. PPL 076

SKIPPER

Pannelli in multistrato compensato marino o MDF idrofugo spessore 15 mm



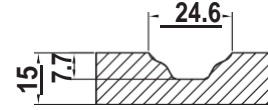
Engraved marine plywood or waterproof MDF panels 15 mm thickness



FAST

Pannelli in legno e fibre parallele monostrato pantografate con angoli stondati Spessore 15 mm

Wood panels mono layer, rounded angle pantographed panels 15 mm thickness



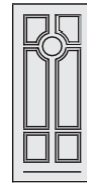
A501



A507



A521



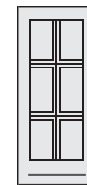
A523



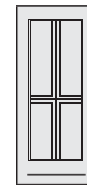
A503



A505



A517



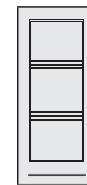
A519



A509



A511



A513




A515

Diamante

Pannelli in legno pantografato a fibre parallele a 90° a doppio strato nobile. Spessore 15 mm




Wood panels parallel fibres, double noble layer, 90° pantographed panels. 15 mm thickness




MOD. A105



MOD. A107



MOD. A109



MOD. A111



MOD. A103



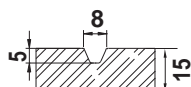
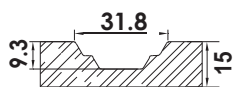
MOD. A115



MOD. A119



MOD. A121



Etern - all

Pannelli in alluminio verniciati a fuoco supportati con MDF idrofugo

Fire painted aluminium panels with dampness proof MDF



TALLIN



MONTPELLIER



GOTEBORG



MELIDE



3elleN Società Cooperativa

Via P. Togliatti, 93 40026 Imola Bo
Tel. +39 0542 644511 Fax +39 0542 644512
www.3ellen.it - 3ellen@3ellen.it